



कार्मिक एवं प्रशिक्षण विभाग
DEPARTMENT OF
PERSONNEL & TRAINING



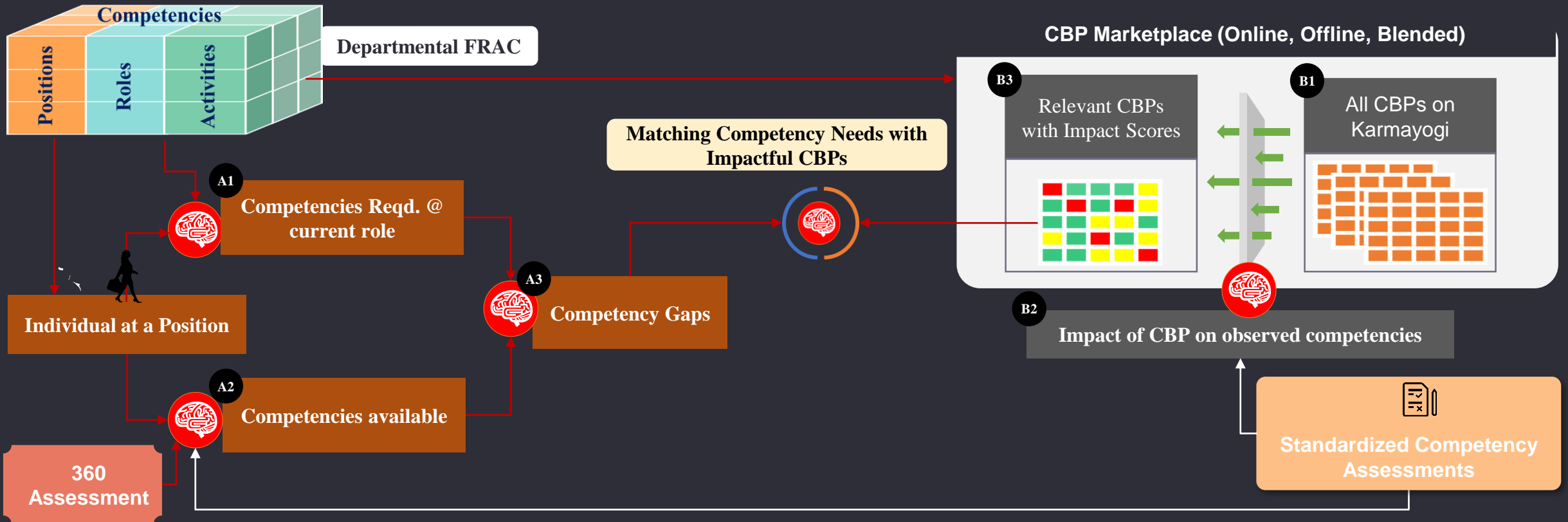
Content Development Workshop



Content

- 1 Introduction & Department Onboarding
- 2 Developing Resources - Content Framework
- 3 Developing modules and course
- 4 Course Evaluation
- 5 Course Review

iGOT KY enables departments to match competency requirements for all officials with impactful CBPs that can best cover the gap



Key players for content creation

Administrator

Org Admin identifies and provides creation, review and publishing access to the users. Also, Org Admin processes the requests related to organization change made by the iGOT users

Content Creator

Content Creator creates the learning content on the platform. Creator provides all the relevant information related to the created content.

Content Reviewer

Content Reviewer reviews the contents created by the creators. Reviewer also verifies the quality of the content. Based on the review, the Reviewer decides if the content needs further modifications

Content Publisher

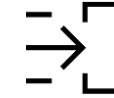
Content Publisher publishes the content, approved by the reviewer, on the platform. After the content is published, the content gets available for the learner on the platform

User Onboarding | Dept. Admins will be Provided all necessary privileges by DoPT and they will manage User Accounts for the Dept.

1



Department identifies 1-3 iGOT KY Administrators and intimates credentials to DoPT



DoPT team creates Department on iGOT KY and provides Admin access for department to nominated administrators

2

Activities performed by Departmental Admins

Onboarding of New Users	User Role & Privilege Management	End to end Account Management of Departmental Users
<ul style="list-style-type: none"> ▪ One time account creation of dept. users during onboarding ▪ Account Creation for new joinees 	<ul style="list-style-type: none"> ▪ Authorize content admins (creators, reviewers, publishers) ▪ Authorize Internal FRACing Team ▪ Create hierarchies – managers, teams 	<ul style="list-style-type: none"> ▪ Departmental tagging and de-tagging of staff during transfers ▪ Account purging due to retirement/ superannuation ▪ Account suspension/ revoking as part of disciplinary actions

Content Structuring on iGOT Karmayogi Platform

Resource

It is the smallest learning entity that may be consumed by a learner. A resource may be in one of the multiple formats supported on iGOT Karmayogi platform – PDF, Video, Interactive e-learning, Webpage, Assessments/ Quiz, link etc.

E.g. A learning video on “How to write effective e-mails”

Module

It is a collection of resources. Multiple resources uploaded on a platform may be stitched together in a logical sequence to form a module. **E.g. Module on Written communication skills**

Course

It is a collection of modules. A course is aimed at improving targeted competencies of a learner.

E.g. Course on Communication skills

Programs

It is a collection of courses

E.g. Program on Behavioral skills for Under Secretaries



Content

1 Introduction

2 Developing Resources -
Content Framework

3 Developing Module & Courses

4 Course Evaluation

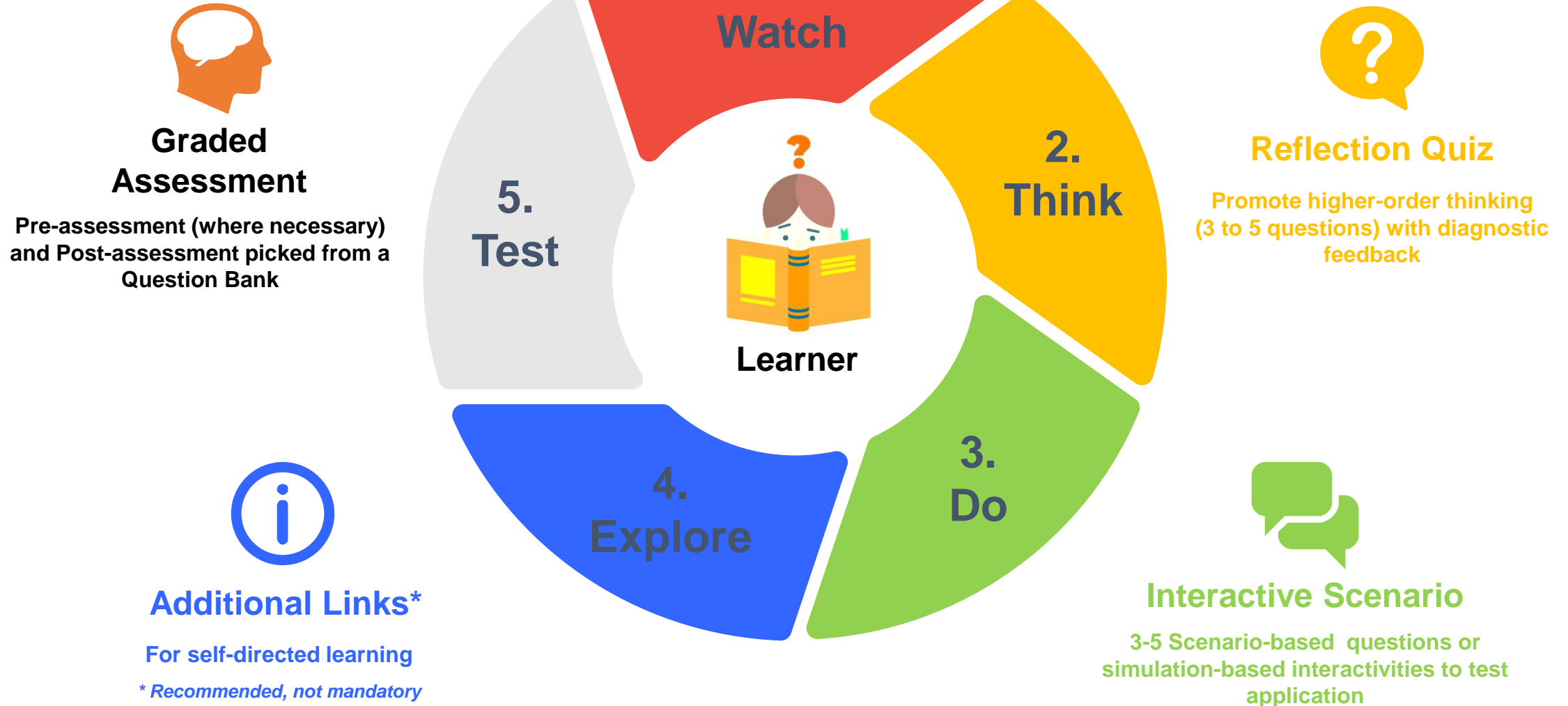
5 Course Review

The iGOT content framework

WTDE-T



Microlearning
A visual way to learn



'Watch' component

Watch component may include the following:

Principles of Natural Justice

- PNJ are essentially procedural rules that ensure fairness in process of exercise of governmental power
- PNJ impose restrictions on Executive action- Quasi Judicial or Administrative
- The dividing line between exercise of administrative power and quasi-judicial power is quite thin

Hear the other side <i>(Audi Alteram partem)</i>	No one should be a judge in his own case <i>(Nemo Jdex in Re Sua)</i>
Final order must be a speaking order	Justice should not only be done, but should also manifestly appear to have been done

A. K. Kraipak vs. Union of India

ISTM: An ISO 9001:2015 certified Central Training Institute

Lecture based



Webinars

Things to keep in mind while creating watch



Byte-sized content



Include subtitles, closed captions & transcripts



Interactive journey through animations

MISSION KARMAYOGI: A NEW CAPACITY BUILDING PARADIGM
National Programme for Civil Services Capacity Building (NPCSCB) (1/2)

- Prescribe Annual Capacity Building Plan for all Departments & Services
- Monitor the implementation of Capacity Building Plan
- Massive Capacity Building initiative to ensure efficient service delivery
- Promotes Technology-Driven Learning Pedagogy

Presentations



Human Voice-over




'Think' component

Questions to promote higher order-thinking

iGOT Practice Question - Delegated legislation

- Q1 of 3
In respect of process of making subordinate legislation, the following is **incorrect**
- Subordinate legislation is to be vetted by Ministry of Law & Justice before it is made
 - All subordinate legislation requires inter-ministerial consultation
 - It will be framed within a period of six months from the date on which the relevant statute came into force
 - It is to be laid on the table of house

Created using iGOT Karmayogi platform
(Diagnostic Feedback not present)



Things to keep in mind while creating Think

Provide diagnostic feedback

Test your understanding of iGOT Content Framework



Avoid True/False, All/None of the Above options

It is good to have a score/result

Created using Articulate Storyline Integrated within the 'Watch' Component

'Do' component

Real-life situations for exercise

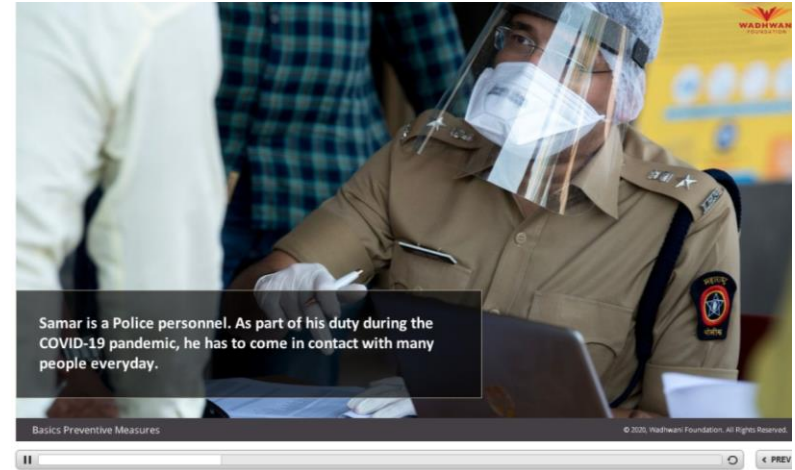
Your boss is a new officer who has joined Central Secretariat recently on central staffing scheme. He wants to know the difference between prorogation and adjournment of Lok Sabha. Please write down in three sentences and submit through discussion forum.



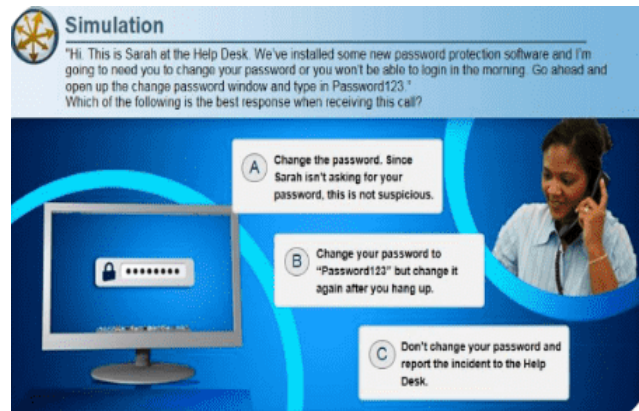
Case study

Scenario-based Questions

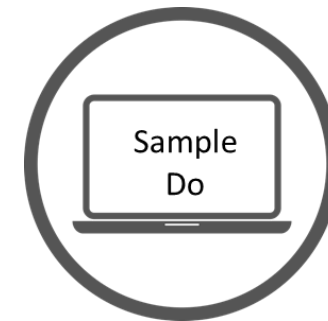
Things to keep in mind while creating Do



Include real-life scenarios and situations (Diagnostic feedback is optional)



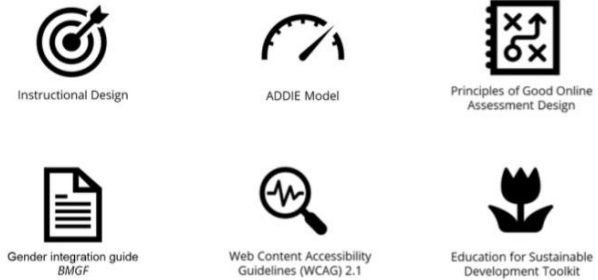
Simulations



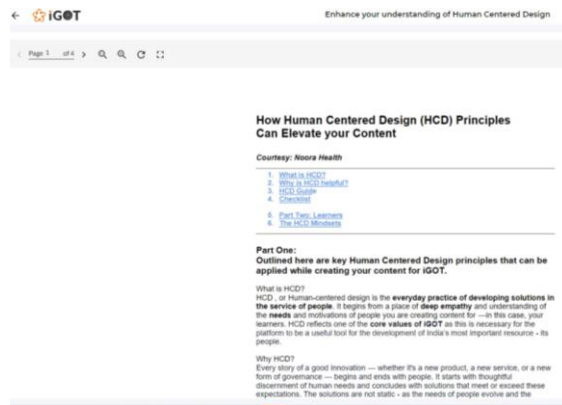
'Explore' component

Additional links or readings

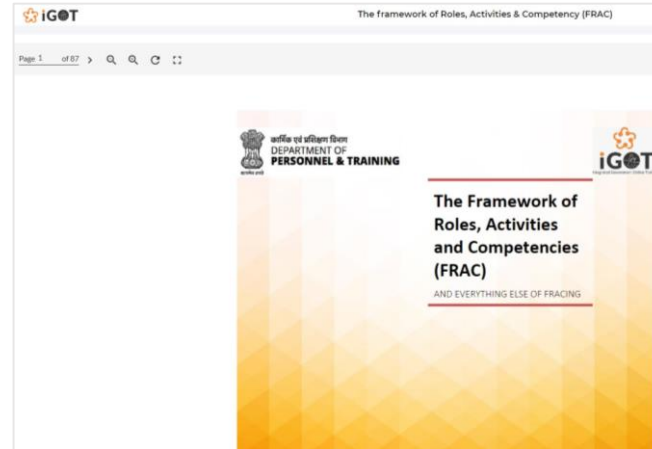
Enhance your understanding of content design guidelines



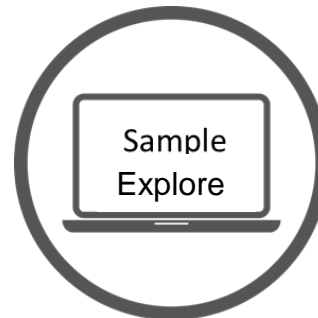
Links to external websites or repositories



Journals, Research Paper etc.



Documents (Pdf, PPT)



Things to keep in mind while creating Explore



Additional Resources & Links



On-the-go Learning (Downloadable)



Avoid copyright infringement and use references



Avoid scanned copies. Upload documents with searchable text



It is a good practice to include voiceover for static content

'Test' component

Course end assessment

← iGOT PREV Course End Assessment_How to develop content for iGOT Karmayogi platform


Q1 of 17
Match the following WTDE-T elements to corresponding descriptions/examples

Watch	Questions
Think	Microlearning
Explore	Additional Links

Q2 of 17
Match the following

Gate Criteria	Peace and Non-violence
Content Quality Scorecard (CQS)	Originality
Sustainable development	Diversity & Inclusion

Assessment



Things to keep in mind while creating Test

End Assessment

Total Questions: 17

Total Marks: 17

Passing Criteria: 70%

You are requested to attempt all questions

Note: There is no negative marks for wrong answers



Include passing criteria



Multiple formats of questions



Assessment at end of the course



Ensure target competencies are checked



Content

1 Introduction

2 Developing Resources -
Content Framework

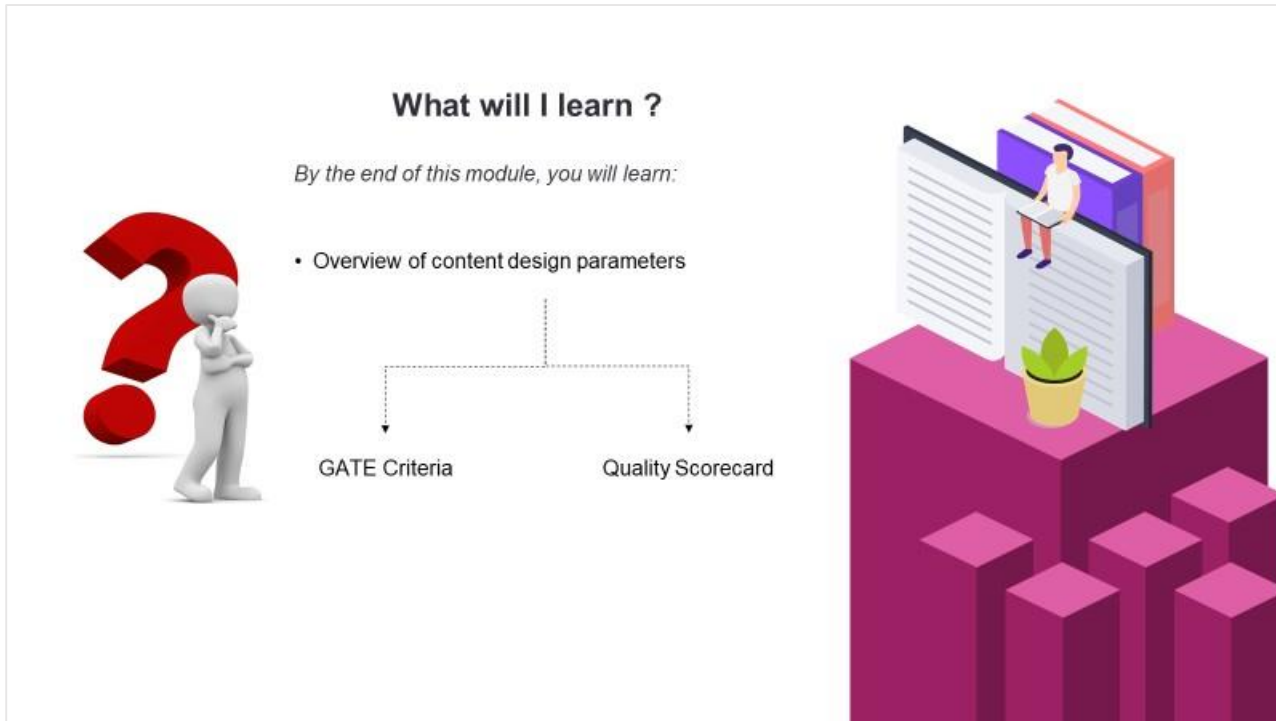
3 Developing Module & Courses

4 Course Evaluation

5 Course Review

Modules

Things to keep in mind while creating Modules



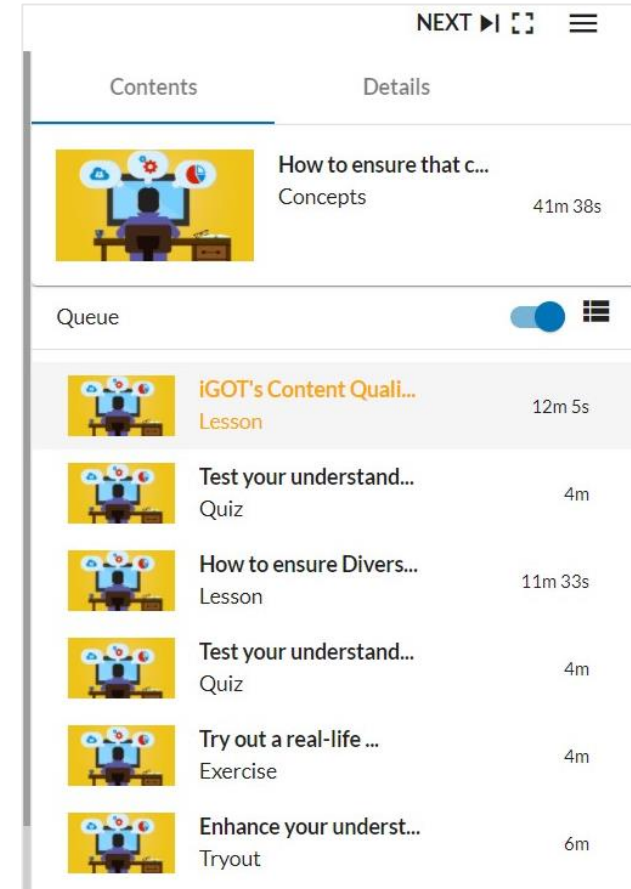
What will I learn ?

By the end of this module, you will learn:

- Overview of content design parameters








GATE Criteria Quality Scorecard

Learning objectives should be clearly mentioned at the start of each module



NEXT ▶ ⌂ ☰

Contents Details

	How to ensure that c... Concepts	41m 38s
Queue <input checked="" type="checkbox"/> ☰		
	iGOT's Content Quali... Lesson	12m 5s
	Test your understand... Quiz	4m
	How to ensure Divers... Lesson	11m 33s
	Test your understand... Quiz	4m
	Try out a real-life ... Exercise	4m
	Enhance your underst... Tryout	6m

Each module shall have atleast one Watch, Think, Do and Explore elements



Developing Courses

Things to keep in mind while creating Courses



Content Appropriateness

Check for content to meet basic appropriateness guidelines.



No hate speech, abuse, violence and profanity



No sexual content, nudity or vulgarity



No defamation of any institution or individual



Do not hurt sentiments of any caste, religion or gender



All maps, borders and historical figures have been appropriately & accurately represented



No Plagiarism

Ensure originality of the content being developed, so that there is no issue of plagiarism and copyright



References and credit



Personal release agreement



Plagiarism test & plagiarism-free certificate

Incorporate Instructional Design, Assessment Design, Learner engagement principles



Learning Objectives

At the end of the Course/Module, the learner will be able to:

- Describe the meaning, nature and scope of administrative law
- Describe relevance of administrative law to the functioning of Executive arm of State
- Describe the importance, process and controls over the delegated legislative functions of the Executive
- Describe the interplay between Principles of Natural Justice and the Administrative Law




Any time, Any place, Any device

Expected participant 

This short Course/Module has been developed keeping the requirement of:

- Government functionaries who have recently entered Service
- Government functionaries with some experience

Key competencies 

- Legal prudence
- Responsible decision-making
- Accountable administration
- Enforcing justice

No. of Modules: 3 

- The modules may be taken as per your convenience
- Post completion, it is mandatory to take the assessment



Duration: 60 minutes



Diagnostic Feedback



Target Competencies

Learning Objectives, Audience, Target competencies clearly stated at beginning of course/module



Learning Activities



Practical Application



Understandable Language



Media Quality



Abbreviations and glossary


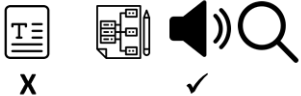

Incorporate Diversity & Inclusion principles



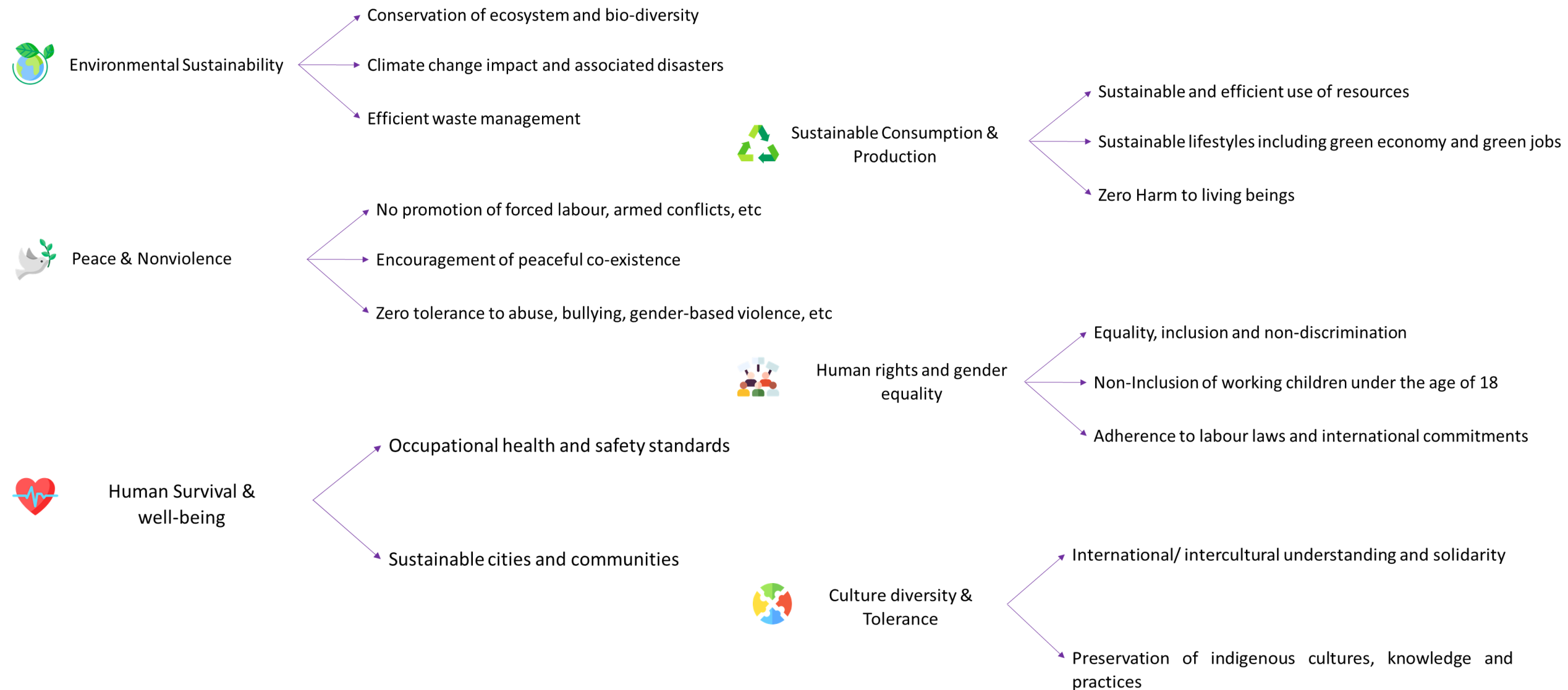
Anticipating various needs of all Learner and ensuring an accessible e-Learning platform for all learners (specifically focusing on learners with disability)



All-inclusive (based on gender, religion, caste, etc) content ensuring no harm to sentiments of any learner group

<p>Usage of Colours</p>  <p>X ✓</p> <p>Avoid using red and green colours to aid learners with colour blindness. If it has to be used, use a dark red and a light green shade.</p>	<p>Accessible Documents</p>  <p>X ✓</p> <p>Record narrations, use PDF with word search feature, include glossary and organize content under specific heads instead of having pages of just plain text</p>	<p>Fonts</p> <p>font X font ✓</p> <p>Ensure clear and easy to read fonts to improve readability. Avoid italics to emphasise text in the middle of long paragraphs. Avoid blinking or moving text The Sans family font is preferred.</p>
<p>Language</p> <p>ABCDEF G अ ञ ञ अ अ X ✓</p> <p>Ensure delivery of learnings in all official languages of India. If not, sub titles in official languages should definitely be ensured.</p>	<p>Hyperlink</p> <p>Click here ● / ■ / → X ✓</p> <p>Use buttons for ease over hyperlinks. In case hyperlinks are a requirement, use relevant text instead of generic links like 'click here'. Ensure easy to use navigation options like 'Back to Top'.</p>	<p>Multimedia</p>  <p>X ✓</p> <p>Use multimedia links accompanied with alt tags or transcripts in required languages. Drop Down lists, drag and drop options, etc might be cumbersome for those with poor motor skills.</p>

Incorporate Sustainable Development principles





Content

1 Introduction

2 Developing Resources -
Content Framework

3 Developing Module & Courses

4 Course Evaluation

5 Course Review



Content

1 Introduction

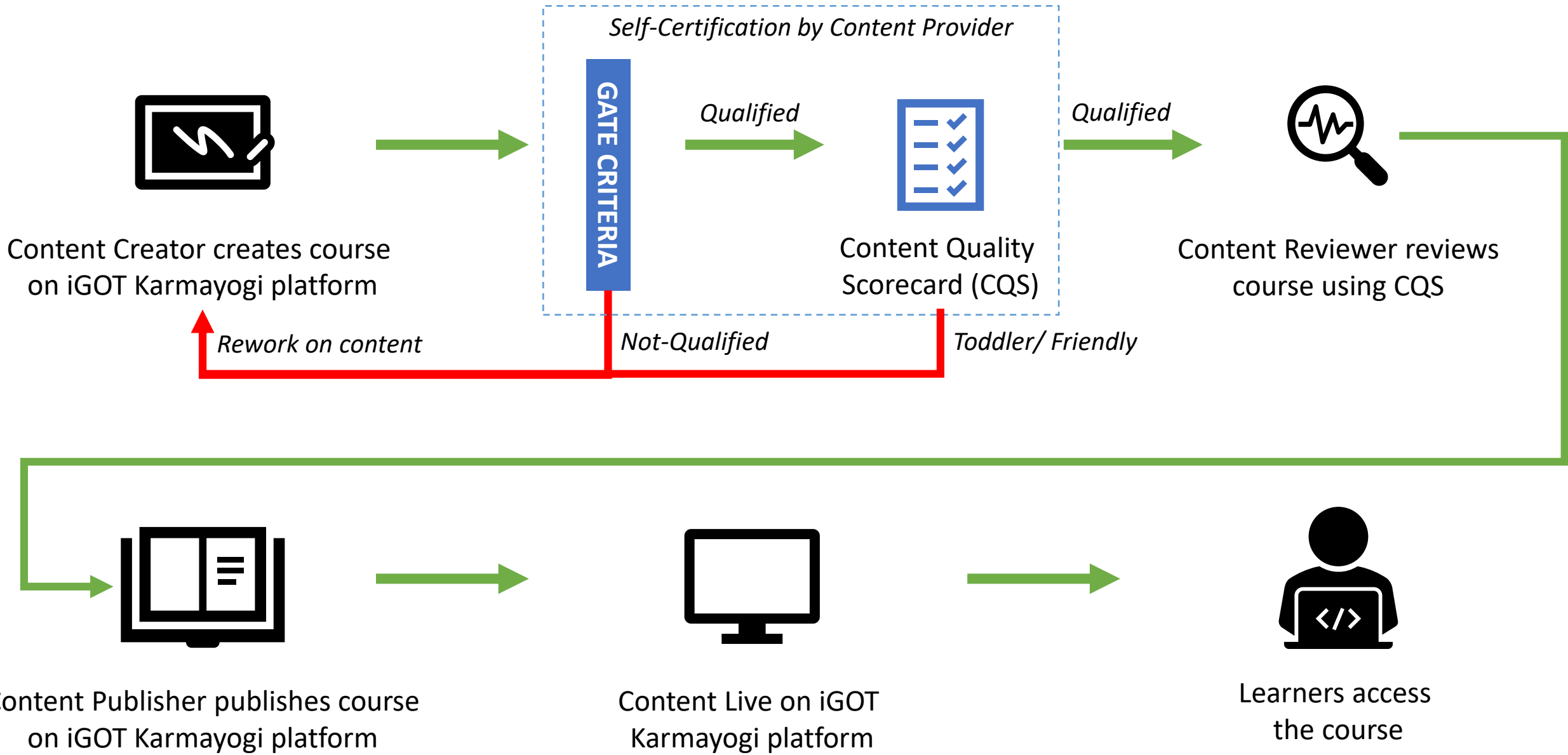
2 Developing Resources -
Content Framework

3 Developing Module & Courses

4 Course Evaluation

5 Course Review

What are the steps to create, review and publish content on iGOT Karmayogi platform ?



It is recommended that all content provider takes the course on "How to create content on iGOT Karmayogi Platform"



iGOT Karmayogi Platform Demo



Contact:

iGOT Content Guidelines

Kumar Anshu – kumar.anshu@in.ey.com, 9152855802

iGOT Platform

Dheeraj Srivastava - dheeraj.srivastava@tarento.com, 9500005281